

A positive quarter

The fund posted another quarter of positive returns but lagged the overall global equity market. The year-end rally in the US equity market accompanied by a much stronger US dollar were major headwinds for the fund as our exposure to US assets is markedly lower than any underlying benchmark. Currently no fewer than 83 companies in the S&P500 now trade above 10 times sales which is unprecedented. The valuation spread versus Emerging Markets and Japan has never been greater. For us, as contrarian and price-driven investors, this spells major opportunities for the coming year. A large proportion of our portfolio is exposed to South Korea, Canada and Japan in equities trading at a discount to even these much cheaper averages.

Portfolio drivers

In one area of the ignored and underpriced global equity market, namely Japanese banks, we observed a significant re-rating of our own Aichi Bank, a small regional bank which announced a merger with smaller Chukyo Bank. In addition, the bank has substantially increased its dividend payout. Since the announcement, the equity has re-rated about 30% and contributed significantly to year-end performance. We also initiated new positions in smaller regional banks Shiga Bank and Keiyo Bank. These banks trade at discounted multiples to tangible book values and are forming alliances with other Japanese regional banks boosting future potential profitability. There is substantial room for increased capital allocation to shareholders as the banks' balance sheets are extremely overcapitalised.

We increased our position in the discounted Japanese conglomerate Panasonic. The company reported earnings numbers that were somewhat below our expectations, as we believe they were temporarily negatively impacted by raw material costs, semi-conductor shortages and supply chain issues. However, Panasonic's EV battery unit, which is one of the largest producers of batteries to Tesla, is posting substantial growth and strengthening its market position. We believe this unit is underappreciated by equity markets as well as undiscovered from an environmental perspective.

Another positive contributor in the quarter was Austrian based Raiffeisen Bank. In early 2021 the company was plagued by litigation issues and

higher credit provisions. Since then, the litigation issue has cleared, and the bank posted very strong earnings which propelled a re-rating towards our price target. The share price is up more than 80% in less than a year and we exited the position.

Less favourable developments in the quarter include the issues faced by Fortuna Silver regarding a Mexican mine permit, which hit the stock hard in Q4. This issue was resolved in December, and the stock regained most of the drawdown after we had increased our position. We were also surprised by the magnitude of the cost overruns in Argonaut Gold, which put a dent in the otherwise solid performance of the equity.

We continued to increase our position in Cascades, the Canadian packaging and tissue producer, currently the fund's largest position. Following a year of dialogue with management, we recently escalated our level of engagement to convey our thoughts on the company's suboptimal structure. We believe there is a solid case for a separation of the Tissue business and a clearer focus on the remaining Containerboard business. We are pleased to see that the company has scheduled a strategic update shortly, possibly a result of our joint efforts with other shareholders.

New positions

We accumulated a position in Vitesco Technologies, Continental's Powertrain unit that was spun off in September 2021. While the traditional Powertrain segment is structurally challenged due to the ongoing electric transition, Vitesco appears better placed than its peers to navigate the transition to electric mobility. We estimate that shares are trading at 2-3 times mid-term core earnings power which we believe is unwarranted given the strong balance sheet and underlying cash flow stream and future potential.

We also added US based Textainer, one of the world's leading lessors and managers of shipping containers. Following supply disruption in global trade, the operating environment has substantially improved which bodes well for revenue growth combined with favourable credit conditions. Importantly, the company is now locking in higher profitability contracts with long duration which we believe the market underestimates.



Photo: Shutterstock



Photo: Shutterstock

Another newcomer is Japanese construction equipment producer Komatsu, the world's second largest behind Caterpillar. The global construction and mining machinery market bottomed out in 2020 due to the impact from COVID-19 but is recovering broadly supported by higher commodity prices. Komatsu also has a technological lead over many peers in electrification and autonomous functionality. We believe the shares trade at an unwarranted discount to normalized earnings power and its main peer US based Caterpillar, indicating a substantial upside in the share price from a mid-term perspective.

Outlook

At the end of the year, the portfolio consists of 45 substantially undervalued equities with tangible catalysts for re-rating over the next 2-3 years. The aggregate upside to our price targets is more than 50% and 85% of the portfolio is currently positioned in the small and mid-cap segment. Heading into 2022, we believe the investment environment will become more sensitive to equity valuations on the back of global interest rate normalisation. This will increase the probability for rotation into underpriced equities with above average mid-term earnings yields at the expense of the higher multiple stocks which currently dominate index baskets globally.

SKAGEN Focus is a high conviction equity fund that seeks to generate long-term capital growth by investing in a portfolio of global companies with a bias towards small and mid-cap companies.

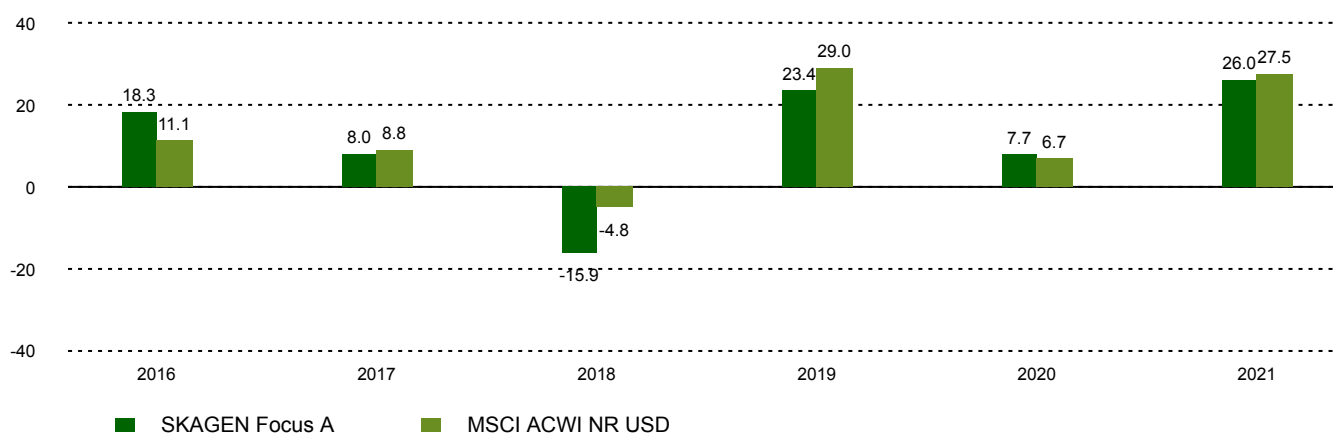
Historical performance (net of fees)

Period	SKAGEN Focus A	Benchmark index
Last month	3.1%	2.9%
Quarter to date	2.1%	8.7%
Year to date	26.0%	27.5%
Last year	26.0%	27.5%
Last 3 years	18.7%	20.6%
Last 5 years	8.7%	12.7%
Last 10 years	n/a	n/a
Since start	6.5%	10.0%

Fund Facts

Type	Equity
Domicile	Norway
Launch date	26.05.2015
Morningstar category	Global Flex-Cap Equity
ISIN	NO0010735129
NAV	18.04 EUR
Fixed management fee	1.60%
Total expense ratio (2020)	1.70%
Benchmark index	MSCI ACWI NR USD
AUM (mill.)	174.19 EUR
Number of holdings	44
Portfolio manager	Jonas Edholm

Performance last ten years



Contributors in the quarter



Largest contributors

Holding	Weight (%)	Contribution (%)
Ivanhoe Mines Ltd	3.96	1.00
Raiffeisen Bank International	1.14	0.51
Aichi Bank Ltd/The	1.81	0.47
Sixt SE	3.73	0.38
GrafTech International	2.66	0.29



Largest detractors

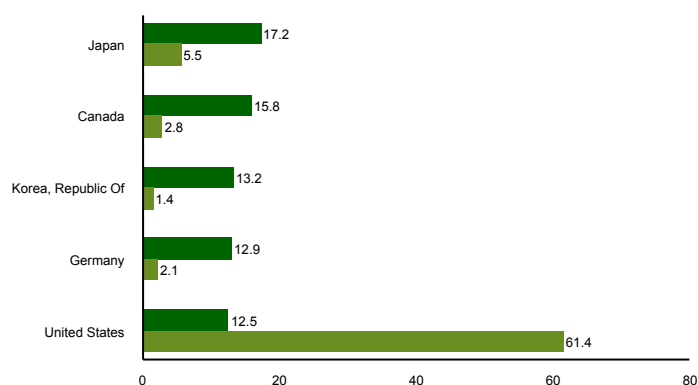
Holding	Weight (%)	Contribution (%)
Ubisoft Entertainment SA	1.69	-0.51
Panasonic Corp	4.23	-0.47
Cascades Inc	4.32	-0.41
China Communications Services	3.18	-0.39
LOTTE Fine Chemical Co	1.91	-0.37

Absolute contribution based on NOK returns at fund level

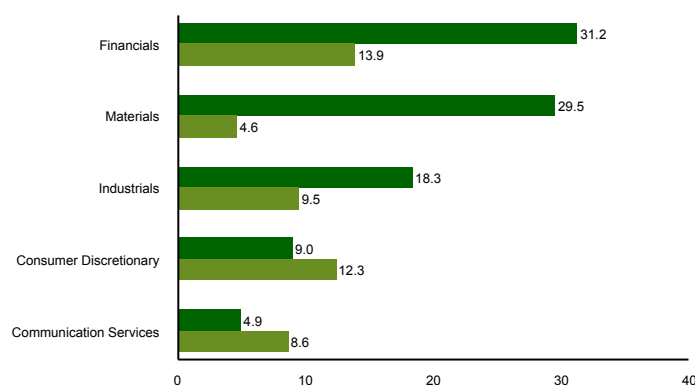
Top ten investments

Holding	Sector	Country	%
Cascades Inc	Materials	Canada	5.4
Panasonic Corp	Consumer Discretionary	Japan	4.2
Marcus Corp/The	Communication Services	United States	3.7
KB Financial Group Inc	Financials	Korea, Republic Of	3.6
Ivanhoe Mines Ltd	Materials	Canada	3.3
Commerzbank AG	Financials	Germany	3.2
Canfor Pulp Products Inc	Materials	Canada	3.2
Sixt SE	Industrials	Germany	3.2
China Communications Services Corp Ltd	Industrials	China	3.2
Nova Ljubljanska Banka dd	Financials	Slovenia	3.1
Combined weight of top 10 holdings			36.1

Country exposure (top five)



Sector exposure (top five)



■ SKAGEN Focus A ■ MSCI ACWI NR USD

■ SKAGEN Focus A ■ MSCI ACWI NR USD

Contact



+46 8 555 979 00



kundservice@skagenfonder.se



SKAGEN AS, Box 11, 101 20
 Stockholm

Important information

Unless otherwise stated, performance data relates to class A units and is net of fees. AUM data as of the end of the previous month. Except otherwise stated, the source of all information is SKAGEN AS. Historical returns are no guarantee for future returns. Future returns will depend, inter alia, on market developments, the fund manager's skills, the fund's risk profile and subscription and management fees. The return may become negative as a result of negative price developments. You can download more information including subscription/redemption forms, full prospectus, Key Investor Information Documents (KIID), General Commercial Terms, Annual Reports and Monthly Reports from our local websites or our local representatives. Statements reflect the portfolio managers' viewpoint at a given time, and this viewpoint may be changed without notice. This report should not be perceived as an offer or recommendation to buy or sell financial instruments. SKAGEN AS does not assume responsibility for direct or indirect loss or expenses incurred through use or understanding of this report. Employees of SKAGEN AS may be owners of securities issued by companies that are either referred to in this report or are part of a fund's portfolio.