

Performance Commentary

In May, the global equity market continued to climb, undeterred by political events and mixed macro data.

The Dutch-British consumer goods company Unilever and the Hong Kong-based investment holding company CK Hutchison Holdings were the two best monthly performers. Both investment cases have supportive fundamentals combined with self-help operational improvements. The US industrial conglomerate GE and the Israeli pharmaceutical company Teva detracted from performance. GE suffered from weak cash flow and Teva continued to struggle with deflationary generic pricing and a large debt burden.

In terms of portfolio activity, the fund disposed of International Petroleum Corporation, a spin-off from our only holding in the oil sector, Lundin Petroleum. We also sold out of Lenovo since its high operational gearing combined with falling demand for PCs makes it difficult for the company to maintain margins. Teva left the portfolio after worsening fundamentals, excessive debt levels and poor capital allocation made the risk-reward less appealing. Finally, the fund trimmed the position in Samsung Electronics (pref.) following strong share price performance over the past 12 months. The portfolio continues to look attractively valued with an average upside of 23% for the top 35 holdings.

The fund selects undervalued companies from around the world, including emerging markets, with attractive risk-reward for long-term investors.

The objective is to provide the best possible risk adjusted return.

The fund is suitable for those with at least a five year investment horizon.

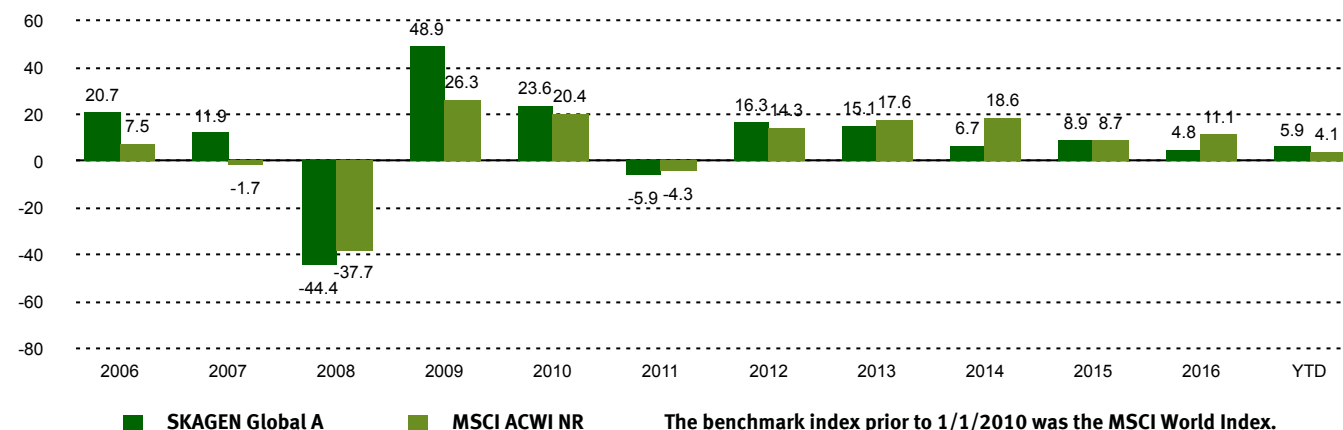
Historical performance

Period	SKAGEN Global A	Benchmark index
Year to date	5.95%	4.12%
Last year	13.86%	16.29%
Last 3 years	6.83%	12.33%
Last 5 years	11.19%	13.77%
Last 10 years	5.10%	5.18%
Since Start	14.07%	4.50%

Fund Facts

Type	Equity
Domicile	Norway
Launch date	07.08.1997
Morningstar category	Global Large-Cap Value Equity
ISIN	NO0008004009
NAV	169.11 EUR
Fixed management fee	1.00%
Total expense ratio (2016)	1.00%
Benchmark index	MSCI ACWI NR
Assets under management (mill.)	3051.64 EUR
Number of holdings	43
Lead manager	Knut Gezelius

Performance last ten years



Contributors



Largest contributors in the month

Holding	Weight (%)	Contribution (%)
Unilever CVA	5.32	0.35
CK Hutchison Holdings	5.28	0.26
NN Group	3.14	0.22
Roche Holding	5.18	0.19
Autoliv	1.96	0.16

Based on NOK returns at fund level



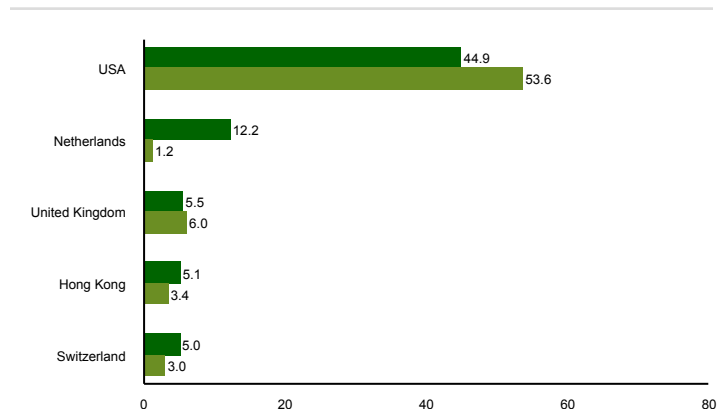
Largest detractors in the month

Holding	Weight (%)	Contribution (%)
General Electric	4.13	-0.29
Teva Pharmaceutical	0.96	-0.13
Akzo Nobel	1.91	-0.11
Kingfisher	1.66	-0.08
IRSA	1.04	-0.05

Top ten investments

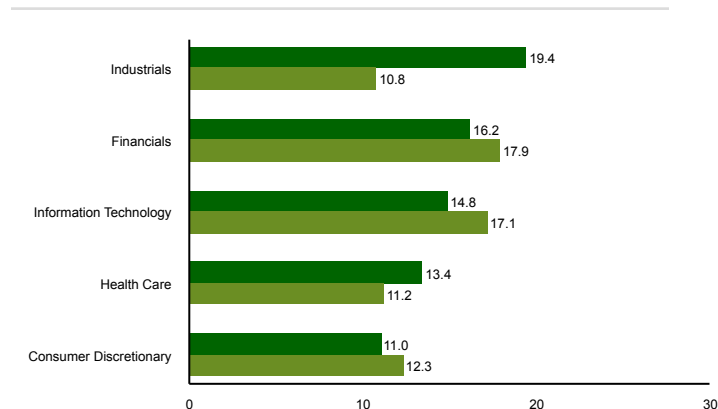
Holding	Sector	Country	%
Unilever CVA	Consumer Staples	Netherlands	5.32
CK Hutchison Holdings	Industrials	Hong Kong	5.10
Roche Holding	Health Care	Switzerland	5.02
Citigroup	Financials	USA	4.42
Microsoft	Information Technology	USA	4.32
3M	Industrials	USA	4.04
Merck & Co	Health Care	USA	3.91
Samsung Electronics	Information Technology	Korea, Republic of	3.81
General Electric	Industrials	USA	3.78
China Mobile	Telecommunication Services	China	3.66
Combined weight of top 10 holdings			43.37

Country exposure (top five)



■ SKAGEN Global A ■ MSCI ACWI NR

Sector exposure (top five)



■ SKAGEN Global A ■ MSCI ACWI NR

Contact



+47 51 80 37 09



contact@skagenfunds.com



SKAGEN AS, Post Box 160, 4001,
Stavanger, Norway

Important information

Historical returns are no guarantee for future returns. Future returns will depend, inter alia, on market developments, the fund manager's skill, the fund's risk profile and management fees. The return may become negative as a result of negative price developments. The return the client receives may also be impacted by taxation. For general guidelines regarding taxation please see the prospectus. For more detailed information we strongly urge you to contact your local tax advisor.