

Performance Commentary

We are focused on generating strong long-term returns and therefore make investments over a multi-year horizon. So far, 2018 has been a difficult year for activist investors globally. The short-term return of our shadow activism strategy has therefore also been unsatisfactory. We remain convinced that the strategy will prove itself over time. Throughout November, we saw a broad-based devaluation of activist-led situations in the wake of elevated market uncertainty. We have taken a strong contrarian view in carefully selected situations as we believe that market volatility makes companies more susceptible to change, which increases activists' ability to be a positive catalyst. Hence, short-term volatility is actually a good thing for the medium-term. During November, Hertz and Telecom Italia were the fund's largest positive contributors. Hertz was up close to 40% on the back of strong earnings and a confident message by management. Another strong contributor was our newest position, Newell Brands, which gained more than 50% during the month. Eitel and Thyssenkrupp were the fund's largest detractors. We see great value potential across the portfolio as many holdings have traded down due to nervousness of myopic investors and not to deteriorating fundamentals. Insight has a portfolio of deeply undervalued companies where fundamental trends are moving in the right direction and activists are increasingly the catalyst for positive change.

SKAGEN Insight invests in a diversified and actively managed portfolio of companies exposed to some of the most attractive activist campaigns globally. Activists seek to unlock value by urging companies to make improvements. SKAGEN Insight "shadows" activists by investing in these companies. The objective is to provide the best possible risk adjusted return. The fund is suitable for those with at least a five year investment horizon.

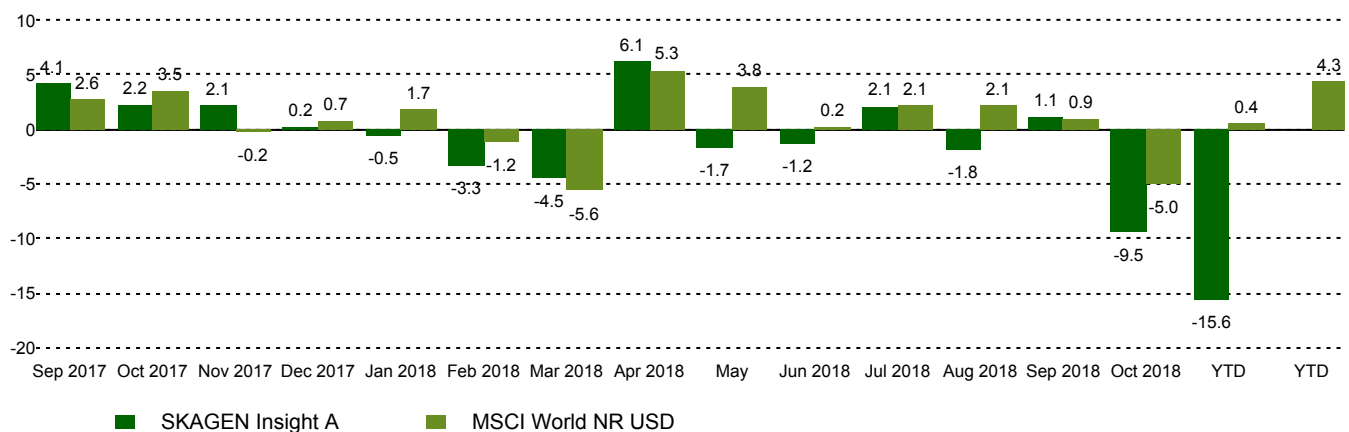
Historical performance (net of fees)

Period	SKAGEN Insight A	Benchmark index
Last month	-2.8%	0.4%
Last 2 months	-12.0%	-4.6%
Last 3 months	-11.0%	-3.7%
Year to date	-15.6%	4.3%
Since start	-5.9%	9.6%

Fund Facts

Type	Equity
Domicile	Norway
Launch date	21.08.2017
Morningstar category	Global Large-Cap Blend Equity
ISIN	NO0010801558
NAV	9.94 EUR
Fixed management fee	1.5%
Total expense ratio (2017)	1.50%
Benchmark index	MSCI World NR USD
AUM (mill.)	23.25 EUR
Number of holdings	32
Portfolio manager	Tomas Johansson

Monthly performance



Contributors in the month

Largest contributors

Holding	Weight (%)	Contribution (%)
Hertz Global Holdings Inc	6.18	1.80
Telecom Italia SpA/Milano	4.68	0.66
Newell Brands Inc	1.33	0.57
Maxell Holdings Ltd	3.58	0.41
Armstrong Flooring Inc	6.04	0.26

Absolute contribution based on NOK returns at fund level

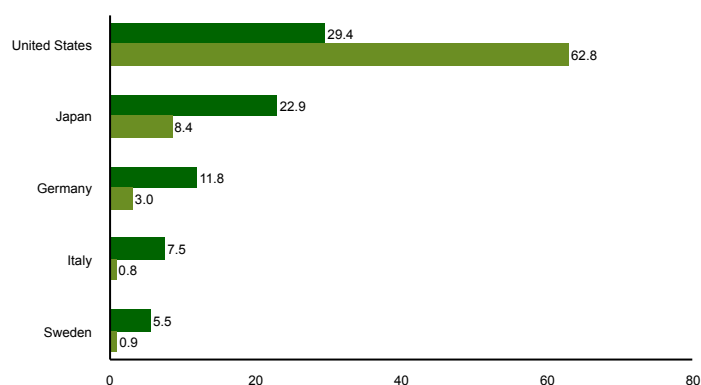
Largest detractors

Holding	Weight (%)	Contribution (%)
Eitel AB	4.21	-1.43
thyssenkrupp AG	7.02	-0.76
Conduent Inc	1.78	-0.70
General Electric Co	2.42	-0.63
GEA Group AG	3.02	-0.34

Top ten investments

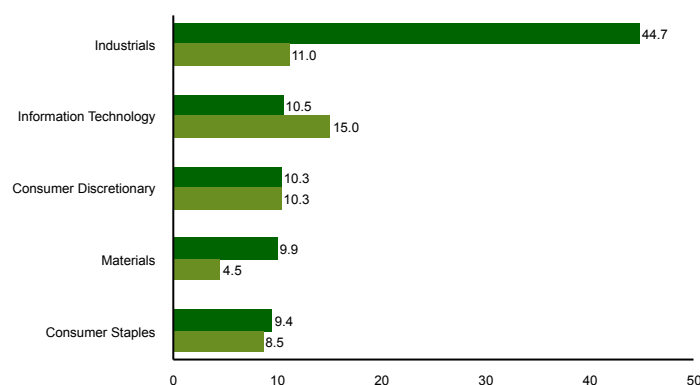
Holding	Sector	Country	%
Teikoku Sen-I Co	Industrials	Japan	7.0
thyssenkrupp	Materials	Germany	6.7
Hertz Global Holdings	Industrials	United States	6.6
Armstrong Flooring	Industrials	United States	6.1
Telecom Italia Spa	Communication Services	Italy	5.1
Rexel	Industrials	France	4.3
Seven & i Holdings	Consumer Staples	Japan	4.1
Eltel	Industrials	Sweden	3.9
Hudson's Bay Co	Consumer Discretionary	Canada	3.8
Maxell Holdings	Information Technology	Japan	3.6
Combined weight of top 10 holdings			51.3

Country exposure (top five)



■ SKAGEN Insight A ■ MSCI World NR USD

Sector exposure (top five)



■ SKAGEN Insight A ■ MSCI World NR USD

Contact



+46 8 555 979 00



kundservice@skagenfonder.se



SKAGEN AS, Box 11, 101 20
Stockholm

Important information

Unless otherwise stated, performance data relates to class A units and is net of fees. AUM data as of the end of the previous month. Except otherwise stated, the source of all information is SKAGEN AS. Historical returns are no guarantee for future returns. Future returns will depend, inter alia, on market developments, the fund manager's skills, the fund's risk profile and subscription and management fees. The return may become negative as a result of negative price developments. You can download more information including subscription/redemption forms, full prospectus, Key Investor Information Documents (KIID), General Commercial Terms, Annual Reports and Monthly Reports from our local websites or our local representatives. Statements reflect the portfolio managers' viewpoint at a given time, and this viewpoint may be changed without notice. This report should not be perceived as an offer or recommendation to buy or sell financial instruments. SKAGEN AS does not assume responsibility for direct or indirect loss or expenses incurred through use or understanding of this report. Employees of SKAGEN AS may be owners of securities issued by companies that are either referred to in this report or are part of a fund's portfolio.