

## Performance Commentary

The infamous May shivers hit the markets last month. They were swiftly shaken off and we again saw resilient moves in the stock market. Overall the companies delivered strong first quarter figures.

Stronger than expected sales in our second largest holding, Carlsberg, meant that the company was a strong contributor to performance. Other well-known Scandinavian names including Ericsson, which has received renewed interest from activist investors, Kinnevik and Telia also contributed positively. Golden Ocean was this month's largest detractor as price fluctuations affected shipping rates. However, it is still a positive contributor for the year. Russian Gazprom also detracted from performance on the back of falling oil prices, uncertainty relating to future investments and general political fear.

SKAGEN Vekst had a relatively tough month mainly due to weak developments in transport and energy stocks. We added in both sectors as we believe the short-term share price reactions to be disproportionate. We added to holdings in Gazprom, Norwegian and Golar LNG. We reduced our exposure to Danish pharmaceutical company Lundbeck after a strong run in the share price on the back of good results. We also trimmed our position in Philips Lighting as the share is closing in on our target price.

The fund selects low-priced, high-quality companies in the Nordic region and from around the world.

The objective is to provide the best possible risk adjusted return.

The fund is suitable for those with at least a five year investment horizon.

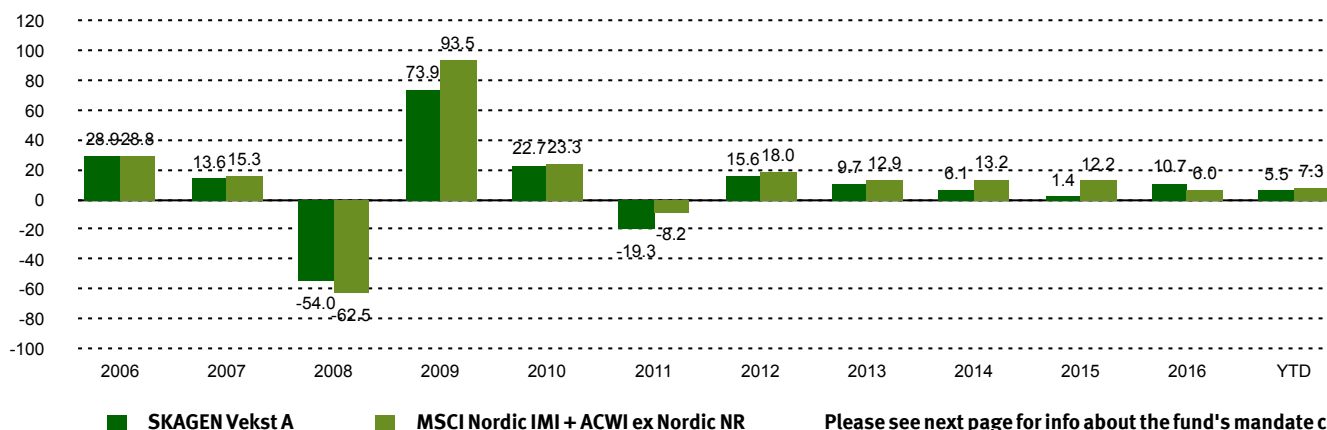
## Historical performance

Period	SKAGEN Vekst A	Benchmark index
Year to date	5.50%	7.30%
Last year	17.55%	14.67%
Last 3 years	4.32%	10.45%
Last 5 years	8.55%	13.14%
Last 10 years	2.37%	4.81%
Since Start	13.71%	10.05%

## Fund Facts

Type	Equity
Domicile	Norway
Launch date	01.12.1993
Morningstar category	Global Flex-Cap Equity
ISIN	NO0008000445
NAV	241.39 EUR
Fixed management fee	1.00%
Total expense ratio (2016)	1.00%
Benchmark index	MSCI Nordic IMI + ACWI ex Nordic NR
Assets under management (mill.)	864.67 EUR
Number of holdings	51
Lead manager	Geir Tjetland

## Performance last ten years



## Contributors



### Largest contributors in the month

Holding	Weight (%)	Contribution (%)
Carlsberg	5.67	0.32
Kia Motors	2.31	0.26
Telia	2.76	0.25
Novo Nordisk	3.98	0.24
Philips Lighting	1.96	0.22



### Largest detractors in the month

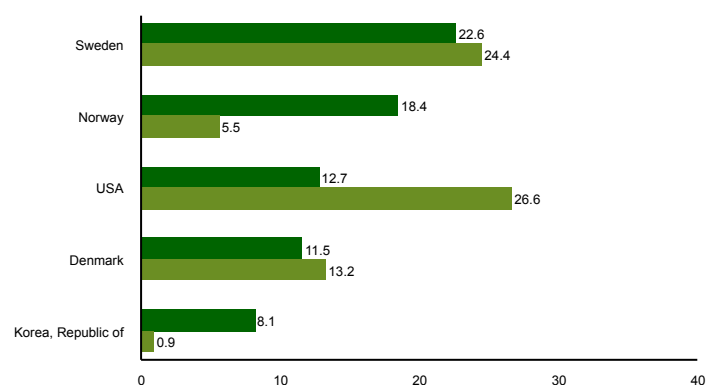
Holding	Weight (%)	Contribution (%)
Golden Ocean Group	2.14	-0.52
Norwegian Air Shuttle	4.42	-0.24
Gazprom OAO	2.01	-0.23
SKF	2.29	-0.21
Teva Pharmaceutical	1.48	-0.17

Based on NOK returns at fund level

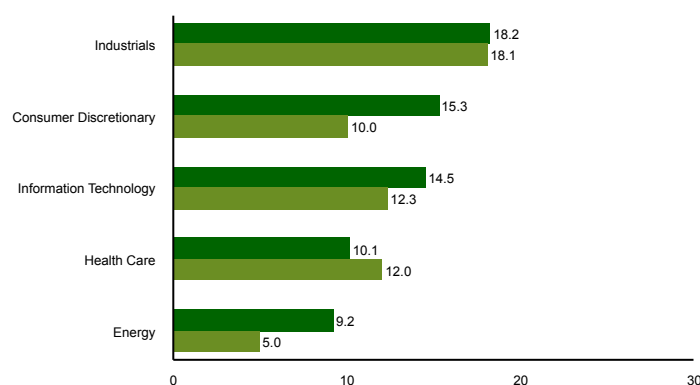
## Top ten investments

Holding	Sector	Country	%
Carlsberg	Consumer Staples	Denmark	5.74
Samsung	Information Technology	Korea, Republic of	5.72
Continental	Consumer Discretionary	Germany	4.92
Norwegian Air Shuttle	Industrials	Norway	4.52
Kinnevik	Telecommunication Services	Sweden	4.28
Citigroup	Financials	USA	4.10
Novo Nordisk	Health Care	Denmark	4.00
Hennes & Mauritz AB	Consumer Discretionary	Sweden	3.92
Ericsson	Information Technology	Sweden	3.62
Roche Holding	Health Care	Switzerland	3.06
Combined weight of top 10 holdings			43.88

## Country exposure (top five)



## Sector exposure (top five)



■ SKAGEN Vekst A ■ MSCI Nordic IMI + ACWI ex Nordic NR

■ SKAGEN Vekst A ■ MSCI Nordic IMI + ACWI ex Nordic NR

## Contact



+47 51 80 37 09



contact@skagenfunds.com



SKAGEN AS, Post Box 160, 4001, Stavanger, Norway

## Important information

Historical returns are no guarantee for future returns. Future returns will depend, inter alia, on market developments, the fund manager's skill, the fund's risk profile and management fees. The return may become negative as a result of negative price developments. The return the client receives may also be impacted by taxation. For general guidelines regarding taxation please see the prospectus. For more detailed information we strongly urge you to contact your local tax advisor.

Effective 1/1/2014, the Fund's investment mandate changed from investing a minimum of 50% of its funds in Norway to investing a minimum of 50% of its funds in the Nordic countries. This means that returns prior to the change were achieved under different circumstances than they are today. Prior to 1/1/2014, the benchmark index was an evenly composed benchmark index consisting of the Oslo Stock Exchange Benchmark Index (OSEBX) and the MSCI All Country World. The benchmark index prior to 1/1/2010 was the Oslo Stock Exchange Benchmark Index (OSEBX).