

## A strong finish to a strong year

The final quarter of 2021 delivered yet another twist in the pandemic tale with the discovery of a new variant of the coronavirus. After initial concerns that there would be another round of lockdowns in store, the stock market resumed its upward trajectory as evidence came in to suggest that Omicron is more infectious but less lethal than previous variants. While SKAGEN Vekst also benefitted from this development, the fund's relative return lagged that of the benchmark as the market favoured so-called stay-at-home stocks within the IT sector. For full year of 2021, SKAGEN Vekst delivered a very strong absolute return, which was also significantly ahead of the overall market.

### Contributors and detractors

The biggest contributor to the fund's absolute return in the fourth quarter was the Danish pharma company Novo Nordisk. The company continues to benefit from the exceptionally strong launch of its new obesity drug Wegovy in the US, but the rest of the business also continues to perform above expectations. As a result, Novo Nordisk announced their third profit upgrade in the year. The US IT company Broadcom was also a meaningful contributor to fund performance, as the company posted another quarter of very strong earnings growth. With strong bookings, visibility has also improved and a 14% increase in dividends, along with a new USD 10bn buyback, once again confirmed management's prudent capital allocation. The Norwegian conglomerate Bonheur was also back among our top contributors in the final quarter of the year. Given the historically high electricity prices, the market has increased expectations for earnings in its renewable energy division. The company is also laying the foundation for a spinoff of its offshore wind business that should further help crystallise the value of the conglomerate.

South and Central America focused telecom provider Millicom International Cellular was among the largest detractors to the absolute return of the fund in the quarter. Due to the Omicron variant, the market is concerned about new tough lockdowns in the company's core markets.



Photo: Shutterstock

### Key sells

Following years of impressive share price performance, we sold out of the healthcare-related stock Thermo Fisher Scientific in October, as the stock hit our target price. In November we sold out of the oil company Aker BP. With the stock pricing in a long-term oil price of USD 80 we find more attractive opportunities elsewhere in the sector. We also sold out of the airline company Norwegian at the beginning of November as the stock hit our target price.

We find these concerns exaggerated as vaccination levels have drastically improved, but believe the stock is deeply undervalued even in this scenario. It is also intriguing that private equity firms have finally become aware of the value on offer in the telecom sector in general, with KKR making a non-binding bid for Telecom Italia. Given the current valuation of Millicom, we think the stock is an obvious take-out candidate.

### Portfolio activity

We added the branded consumer goods company Orkla to the portfolio in November. The stock has been a major laggard this year, and we believe investors are overly concerned about the company's ability to handle higher raw material costs. The market is also underestimating the significant growth opportunity Orkla has in both its plant-based business and the out-of-home channel.

SKAGEN Vekst participated in the IPO of the shipping company Høegh Autoliners in November. We expect pent-up vehicle demand and the need for inventory rebuilding to lead to higher shipping rates. While the sector faces challenges from stricter environment-related regulations, we also see this as an opportunity for the company. Its new Aurora class vessels will deliver significant CO2 savings, enabling the company to earn premium rates and also position the company to transport electric vehicles.

Following the split of SK Telecom, we received shares in the Korean holding company SK Square during the quarter. The stock trades at the same 60% discount to NAV as all the other family-controlled holding companies in Korea. With a more active investment/divestment strategy versus its peers, along with a proactive capital management policy to address the large discount, we expect SK Square will narrow this discount.



Photo: Shutterstock

### Outlook

It is important to remember that the strong performance in stocks over the past ten years has been very unevenly distributed. This has resulted in a situation where quality growth stocks trade at historically high valuations, while more capital-intensive industries often trade at more reasonable valuations. An important driver behind this development is the dramatic fall in long-term interest rates we have seen in the period. While we do not claim to predict the future, we think the odds of sustainably higher inflation and higher interest rates have risen significantly over the past 12 months. As current valuations across the stock market still reflect an almost 100% belief in permanently low interest rates, we are very comfortable with our current exposure towards companies that do well in an environment with higher inflation and interest rates – such as financial and energy related companies. We also see several Emerging Markets stocks trading at very attractive levels following a decade of underperformance. We find this situation particularly compelling as many Emerging Market countries have not yet benefitted from a reopening of their economies.

SKAGEN Vekst invests in companies that are attractively priced relative to expected profitability and growth. The majority of the fund is invested in the Nordic region and the remainder worldwide. The objective is to provide the best possible risk adjusted return. The fund is suitable for those with at least a five year investment horizon.

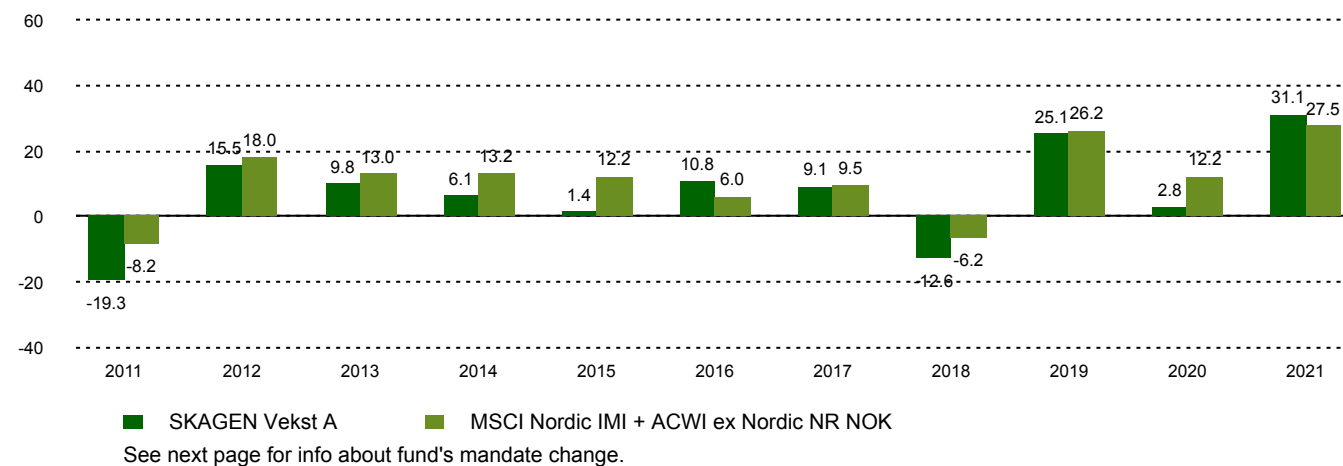
## Historical performance (net of fees)

Period	SKAGEN Vekst A	Benchmark index
Last month	4.8%	3.8%
Quarter to date	5.4%	8.0%
Year to date	31.1%	27.5%
Last year	31.1%	27.5%
Last 3 years	19.0%	21.7%
Last 5 years	9.9%	13.1%
Last 10 years	9.3%	12.8%
Since start	13.0%	10.4%

## Fund Facts

Type	Equity
Domicile	Norway
Launch date	01.12.1993
Morningstar category	Global Large-Cap Blend Equity
ISIN	NO0008000445
NAV	367.50 EUR
Fixed management fee	1.00%
Total expense ratio (2020)	1.25%
Benchmark index	MSCI Nordic IMI + ACWI ex Nordic NR NOK
AUM (mill.)	905.98 EUR
Number of holdings	50
Portfolio manager	Søren Christensen

## Performance last ten years



## Contributors in the quarter

### Largest contributors

Holding	Weight (%)	Contribution (%)
Novo Nordisk A/S	8.70	1.45
Broadcom Inc	3.00	1.02
Bonheur ASA	4.36	0.73
FLEX LNG Ltd	1.71	0.50
Aker BP ASA	0.61	0.38

Absolute contribution based on NOK returns at fund level

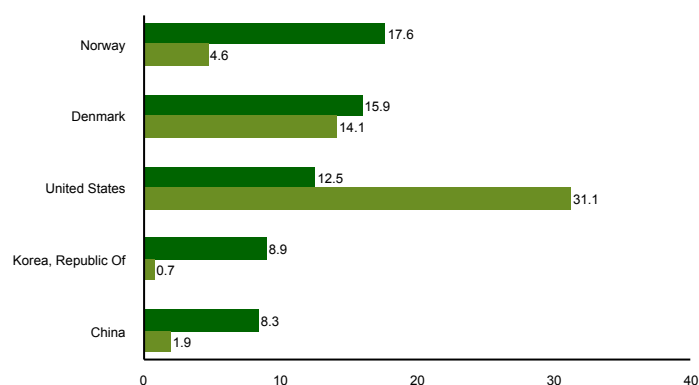
### Largest detractors

Holding	Weight (%)	Contribution (%)
Citigroup Inc	3.27	-0.44
Millicom International Cellular	1.87	-0.44
Sberbank of Russia PJSC	2.60	-0.37
Vestas Wind Systems	1.02	-0.26
Alibaba Group Holding	1.31	-0.24

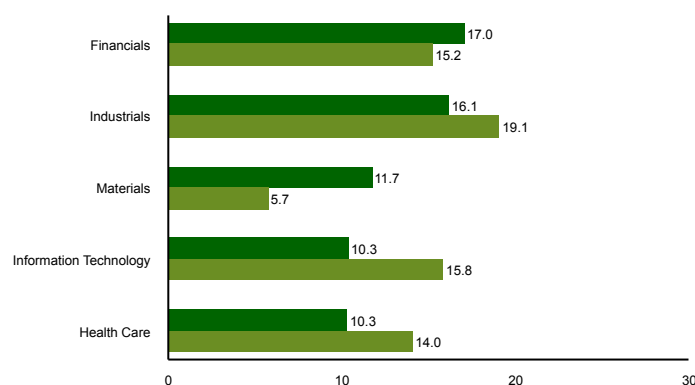
## Top ten investments

Holding	Sector	Country	%
Novo Nordisk A/S	Health Care	Denmark	8.3
Bonheur ASA	Industrials	Norway	4.8
Yara International ASA	Materials	Brazil	3.9
Samsung Electronics Co Ltd	Information Technology	Korea, Republic Of	3.8
Broadcom Inc	Information Technology	United States	3.5
Essity AB	Consumer Staples	Sweden	3.2
Telenor ASA	Communication Services	Norway	3.1
Citigroup Inc	Financials	United States	3.1
Nordea Bank Abp	Financials	Finland	3.0
Ping An Insurance Group Co of China Ltd	Financials	China	3.0
Combined weight of top 10 holdings			39.6

## Country exposure (top five)



## Sector exposure (top five)



■ SKAGEN Vekst A ■ MSCI Nordic IMI + ACWI ex Nordic NR NOK ■ SKAGEN Vekst A ■ MSCI Nordic IMI + ACWI ex Nordic NR NOK

## Contact



+46 8 555 979 00



kundservice@skagenfonder.se



SKAGEN AS, Box 11, 101 20  
 Stockholm

## Important information

Unless otherwise stated, performance data relates to class A units and is net of fees. AUM data as of the end of the previous month. Except otherwise stated, the source of all information is SKAGEN AS. Historical returns are no guarantee for future returns. Future returns will depend, inter alia, on market developments, the fund manager's skills, the fund's risk profile and subscription and management fees. The return may become negative as a result of negative price developments. You can download more information including subscription/redemption forms, full prospectus, Key Investor Information Documents (KIID), General Commercial Terms, Annual Reports and Monthly Reports from our local websites or our local representatives. Statements reflect the portfolio managers' viewpoint at a given time, and this viewpoint may be changed without notice. This report should not be perceived as an offer or recommendation to buy or sell financial instruments. SKAGEN AS does not assume responsibility for direct or indirect loss or expenses incurred through use or understanding of this report. Employees of SKAGEN AS may be owners of securities issued by companies that are either referred to in this report or are part of a fund's portfolio.

Effective 1/1/2014, the Fund's investment mandate changed from investing a minimum of 50% of its funds in Norway to investing a minimum of 50% of its funds in the Nordic countries. This means that returns prior to the change were achieved under different circumstances than they are today. Prior to 1/1/2014, the benchmark index was an evenly composed benchmark index consisting of the Oslo Stock Exchange Benchmark Index (OSEBX) and the MSCI All Country World. The benchmark index prior to 1/1/2010 was the Oslo Stock Exchange Benchmark Index (OSEBX).