

IMPORTANT INFORMATION: This is marketing communication. The report should not be perceived as a recommendation to buy or sell fund units. Prior to subscription, we encourage you to read the fund's prospectus and key investor information document which are available at www.skagenfunds.com, from our local representatives and from our distributors.

Performance Commentary

The fund recovered some ground in August, but is still lagging underlying global equity markets. The global equity markets are currently pricing in the economic slowdown we will likely see over the next few quarters. Several areas of the equity market, such as industrials and commodities, are already priced as if the recessionary environment is around the corner. This has negatively affected several of the more cyclical components in our portfolio. However, we see a rare upside potential of more than 70% on our 2-3 year price targets. The strongest contributor in August was French videogame producer Ubisoft, which reported an impressive pipeline of new games. China Communications was also a strong contributor after delivering solid earnings numbers. The weakest performers were Fortuna Silver Mines on the back of falling gold and silver prices and Korean discount retailer E-Mart. The latter is struggling with high investment costs, which mask the company's core profitability. The correction in specific areas of the equity markets has uncovered contrarian investment opportunities in the technology sector. Here we have established a position in the US-based cybersecurity company NortonLifeLock, which trades at a steep discount to fair value. We exited graphite electrode producer GrafTech following the unexpected deterioration of its balance sheet as well as Lincoln National, as catalysts have not materialised as anticipated.

SKAGEN Focus is a high conviction equity fund that seeks to generate long-term capital growth by investing in a portfolio of global companies with the majority of exposure invested in small and mid-cap companies. Subscriptions are made in fund units and not directly in stocks or other securities. The fund has risk profile 6. The benchmark reflects the fund's investment mandate. Since the fund is actively managed, the portfolio will deviate from the composition of the benchmark.

Historical performance (net of fees)

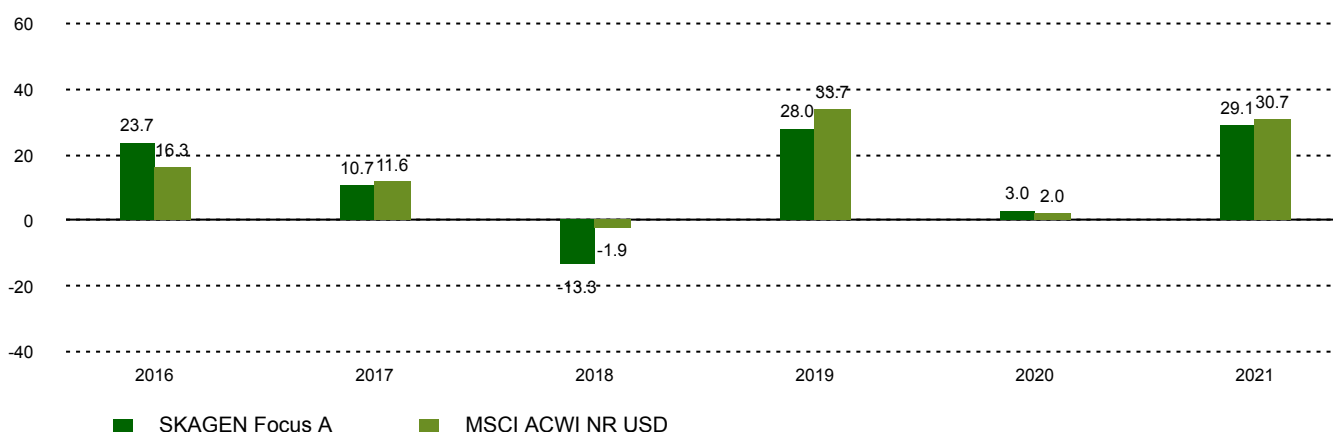
Period	SKAGEN Focus A	Benchmark index
Last month	-0.4%	0.5%
Year to date	-5.6%	-3.4%
Last 12 months	-1.5%	3.5%
Last 3 years	10.5%	10.9%
Last 5 years	9.7%	13.3%
Last 10 years	n/a	n/a
Since start	6.7%	10.2%

Fund Facts

Type	Equity
Domicile	Norway
Launch date	26.05.2015
Morningstar category	Global Flex-Cap Equity
ISIN	NO0010735129
NAV	175.31 SEK
Fixed management fee	1.60% + performance fee*
Total expense ratio (2021)	1.40%
Benchmark index	MSCI ACWI NR USD
AUM (mill.)	2483.21 SEK
Number of holdings	51
Portfolio manager	Jonas Edholm

*10.00% performance fee calculated daily and charged annually if the fund's value development is better than the benchmark index. The total management fee charged represents a maximum of 3.20% p.a. and a minimum of 0.80% p.a. The performance fee may be charged even if the fund's units have depreciated in value if the value development is better than the benchmark index.

Performance last ten years



Historical returns are no guarantee for future returns. Future returns will depend, inter alia, on market developments, the fund manager's skill, the fund's risk profile and management fees. The return may become negative as a result of negative price developments. There is a risk associated with investing in the fund due to market movements, currency developments, interest rate levels, economic, sector and company-specific conditions.

Contributors in the month



Largest contributors

Holding	Weight (%)	Contribution (%)
Ubisoft Entertainment	3.58	0.40
Ence Energia y Celulosa	1.98	0.26
China Communications Services	3.00	0.24
Nova Ljubljanska Banka	2.36	0.21
Ivanhoe Mines Ltd	3.00	0.17



Largest detractors

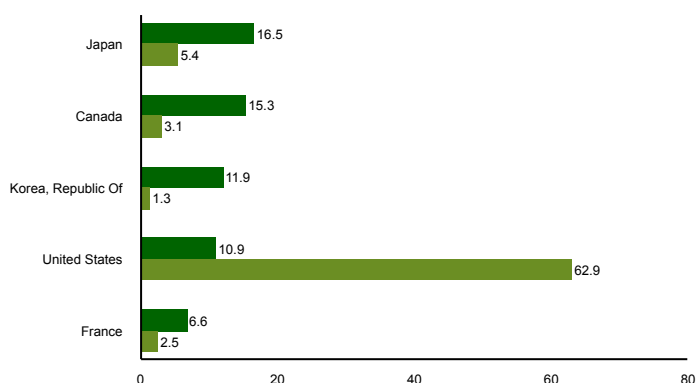
Holding	Weight (%)	Contribution (%)
Fortuna Silver Mines Inc	2.24	-0.41
Textainer Group Holdings	3.10	-0.27
Faurecia SE	1.29	-0.26
PEUGEOT INVEST	2.24	-0.25
E-MART Inc	1.68	-0.25

Weights shown are the average for the period. Absolute contribution based on NOK returns at fund level.

Top ten investments

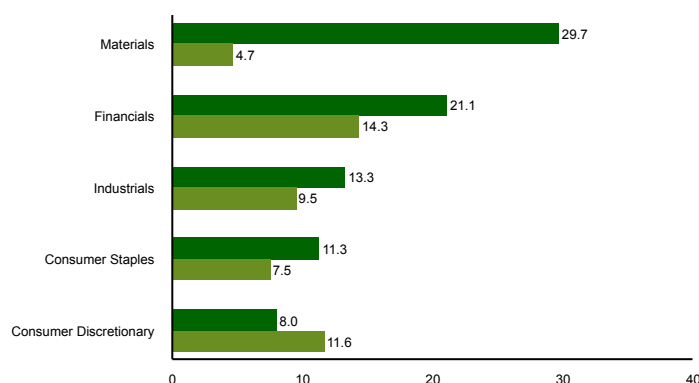
Holding	Sector	Country	%
Ubisoft Entertainment SA	Communication Services	France	3.9
Marcus Corp/The	Communication Services	United States	3.6
China Communications Services Corp Ltd	Industrials	China	3.2
Ivanhoe Mines Ltd	Materials	Canada	3.0
Textainer Group Holdings Ltd	Industrials	China	3.0
Kyocera Corp	Information Technology	Japan	3.0
KB Financial Group Inc	Financials	Korea, Republic Of	3.0
Kimberly-Clark de Mexico SAB de CV	Consumer Staples	Mexico	2.9
Panasonic Corp	Consumer Discretionary	Japan	2.7
Canfor Pulp Products Inc	Materials	Canada	2.7
Combined weight of top 10 holdings			31.2

Country exposure (top five)



■ SKAGEN Focus A ■ MSCI ACWI NR USD

Sector exposure (top five)



■ SKAGEN Focus A ■ MSCI ACWI NR USD

Important information

All information is based on the most up-to-date data available. Unless otherwise stated, performance data relates to class A units and is net of fees. AUM data as per the end of the previous month. Except otherwise stated, the source of all information is SKAGEN AS. SKAGEN AS does not assume responsibility for direct or indirect loss or expenses incurred through use or understanding of this report. Employees of SKAGEN AS may be owners of securities issued by companies that are either referred to in this report or are part of a fund's portfolio.



0200-11 22 60



kundservice@skagenfonder.se



SKAGEN AS, Box 11, 101 20
Stockholm