

All data in SEK as of 31.08.2017 unless otherwise stated.

## Performance Commentary

August was a weak month for Tellus. The increased tension between North Korea and the US led to periods of flight to safety. The decrease in long-term rates in the traditional safe havens resulted in outperformance of the index, which has high duration in the US, Germany and Japan.

Our Chilean investment was the largest contributor of the month. The Chilean peso strengthened by 3.2% versus EUR. The peso has strengthened over the past couple of months on the back of an increase in copper price.

Our New Zealand investment was the worst performer in August. This was solely due to a weaker NZD partly caused by the verbal interventions of a central bank official, who said that the currency needs to adjust downwards. Furthermore, worries about the consequences of Brexit for UK growth led to a weaker pound.

The fund added to its position in the Dominican Republic by buying a USD-denominated bond. We also increased our position in India by 1 percent and the duration was increased as we expect the long-term rates to fall as falling inflation will eventually lead to a decline in inflation expectations.

## Historical performance (net of fees)

Period	SKAGEN Tellus A	Benchmark index
Last Month	-1.0%	-0.6%
Year to date	-3.3%	-5.9%
Last year	-1.4%	-8.0%
Last 3 years	2.8%	5.1%
Last 5 years	5.4%	4.1%
Last 10 years	4.8%	4.8%
Since start	5.0%	4.4%

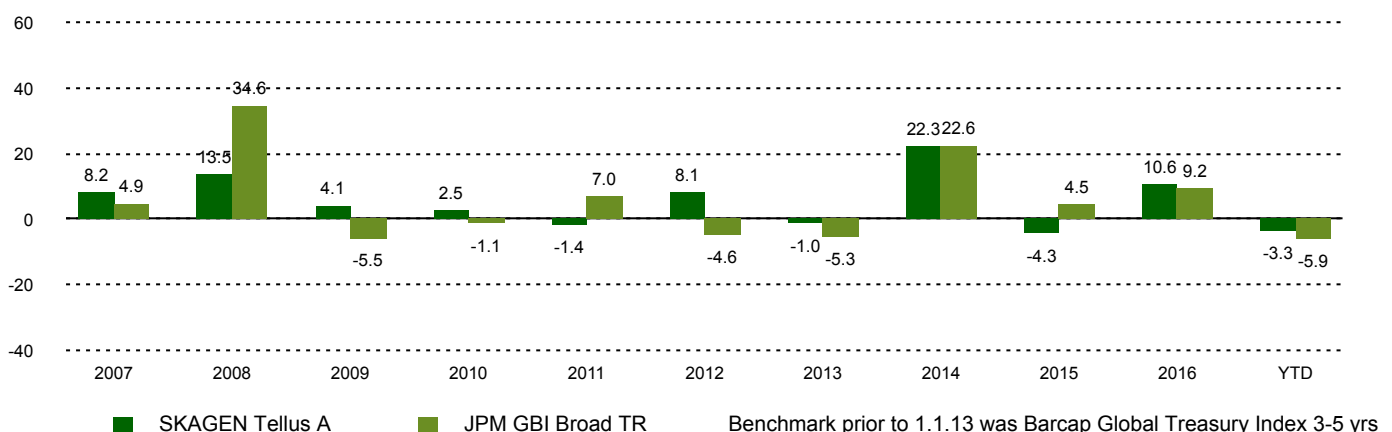
SKAGEN Tellus invests primarily in bonds and certificates issued or guaranteed by governments from around the world.

The fund is suitable for those with at least a three year investment horizon. Investors must be able to tolerate currency fluctuations.

## Fund Facts

Type	Fixed income
Domicile	Norway
Launch date	29.09.2006
Morningstar category	Global Bond - EUR Biased
ISIN	NO0010327786
NAV	118.96 SEK
Fixed management fee	0.80%
Benchmark index	JPM GBI Broad TR
AUM (mill.)	931.31 SEK
Duration	4.47
WAL	5.92
Yield	2.85%
Number of holdings	14
Lead manager	Jane Tvedt

## Performance last ten years



## Contributors

### Largest contributors

Holding	Weight (%)	Contribution (%)
Republic of Chile	6.61	0.22
Croatia	7.53	0.15
Norwegian Government	10.73	0.10
Slovenia	5.08	0.08
Portugese Government	7.79	0.05

### Largest detractors

Holding	Weight (%)	Contribution (%)
New Zealand Government	5.91	-0.27
UK Government	8.67	-0.22
Canadian Government	5.70	-0.06
US Government	10.15	-0.05
Dominican Republic	6.85	-0.01

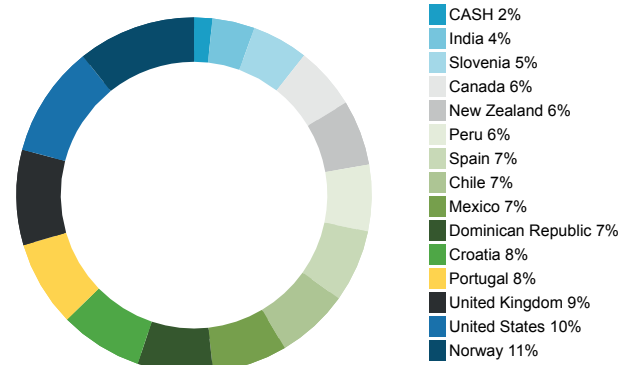
Absolute contribution based on NOK returns at fund level

All data in SEK as of 31.08.2017 unless otherwise stated.

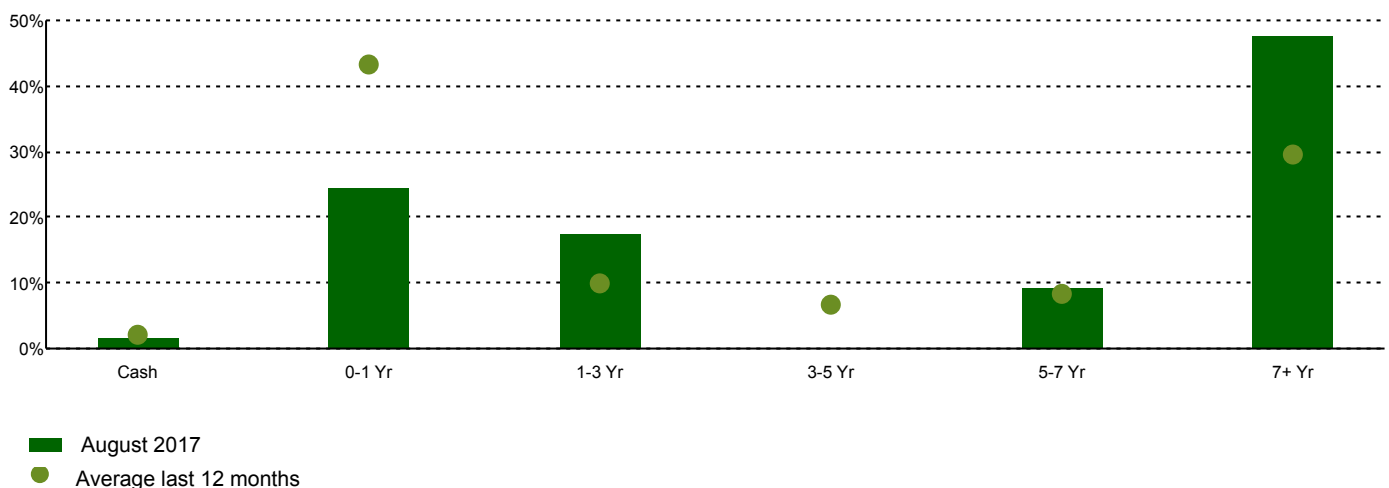
## Top 10 investments

Holding	Percentage of Fund
Norwegian Government	10.73
US Treasury N/B	10.15
UK Government	8.67
Portugese Government	7.79
Croatia Government International Bond	7.53
Dominican Republic	6.85
Mexican Government	6.81
REPUBLIC OF CHILE	6.61
Spanish Government	6.58
REPUBLIC OF PERU	6.05
Total	77.76

## Country exposure



## Maturity structure



## Contact



0200-11 22 60



kundservice@skagenfonder.se



SKAGEN AS, Box 11, 101 20 Stockholm

## Important information

Unless otherwise stated, performance data relates to class A units and is net of fees. Except otherwise stated, the source of all information is SKAGEN AS. Historical returns are no guarantee for future returns. Future returns will depend, inter alia, on market developments, the fund manager's skills, the fund's risk profile and subscription and management fees. The return may become negative as a result of negative price developments. You can download more information including subscription/redemption forms, full prospectus, Key Investor Information Documents (KIID), General Commercial Terms, Annual Reports and Monthly Reports from our local websites or our local representatives. Statements reflect the portfolio managers' viewpoint at a given time, and this viewpoint may be changed without notice. This report should not be perceived as an offer or recommendation to buy or sell financial instruments. SKAGEN AS does not assume responsibility for direct or indirect loss or expenses incurred through use or understanding of this report. Employees of SKAGEN AS may be owners of securities issued by companies that are either referred to in this report or are part of a fund's portfolio.