

Performance Commentary

Long-term interest rates generally increased in large parts of the world in October, mainly driven by higher inflation expectations. Supply side challenges coupled with strong demand are still causing an upward pressure on prices. This has been going on for longer than most observers expected. Central banks in general still see price pressures as transitory, but we have seen some tightening both in communication and actual policies from some central banks lately. Markets are now pricing in more interest hikes than the central banks had previously communicated, which has in turn lead to a lot of attention and uncertainty around the policy meetings at the beginning of November. The sharp increase in Covid cases recently will likely also contribute to more uncertainty going forward, both around monetary policies and the economy in general. SKAGEN Tellus lagged the benchmark index slightly in October. The largest positive contributors were the UK and Norway driven by appreciating currencies while the main laggards were Uruguay and Romania driven by a depreciating currency and higher interest rates respectively.

SKAGEN Tellus invests primarily in bonds and certificates issued or guaranteed by governments from around the world.

The fund is suitable for those with at least a three year investment horizon. Investors must be able to tolerate currency fluctuations.

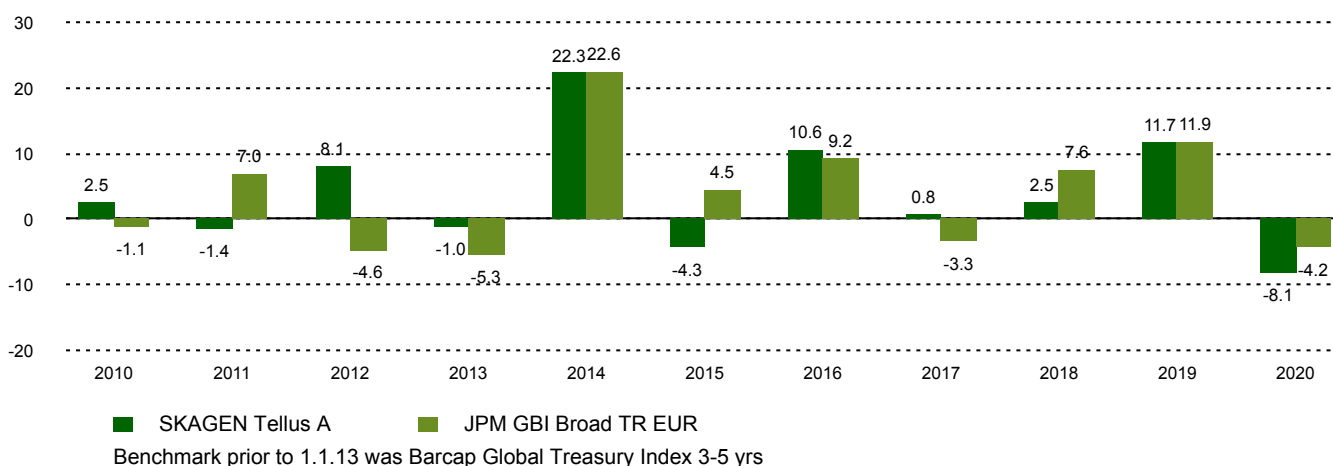
Historical performance (net of fees)

Period	SKAGEN Tellus A	Benchmark index
Last month	-2.3%	-2.1%
Year to date	-0.9%	-1.1%
Last year	-3.3%	-6.8%
Last 3 years	-0.2%	1.8%
Last 5 years	0.7%	1.1%
Last 10 years	4.0%	3.9%
Since start	4.2%	4.3%

Fund Facts

Type	Fixed income
Domicile	Norway
Launch date	29.09.2006
Morningstar category	Global Bond - EUR Biased
ISIN	NO0010327786
NAV	102.42 SEK
Fixed management fee	0.80%
Benchmark index	JPM GBI Broad TR EUR
AUM (mill.)	450.59 SEK
Duration	3.63
WAL	4.76
Yield	3.06%
Number of holdings	16
Portfolio manager	Sondre Solvoll Bakketun

Performance last ten years



Contributors in the month



Largest contributors

Holding	Weight (%)	Contribution (%)
European Bank for Recon & Dev	3.26	0.00
Norway Government	2.52	-0.02
Peruvian Government	2.11	-0.04
European Investment Bank	0.90	-0.05
Dominican Republic	1.44	-0.06



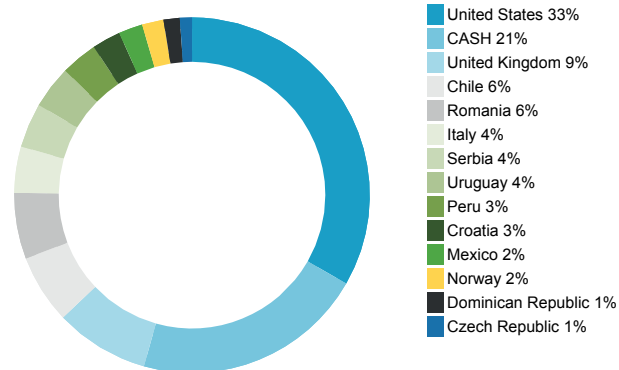
Largest detractors

Holding	Weight (%)	Contribution (%)
United States Treasury Note/Bond	32.05	-1.06
Romanian Government	5.82	-0.29
Chile Government	6.06	-0.26
Uruguay Government	3.81	-0.23
Croatia Government	4.55	-0.20

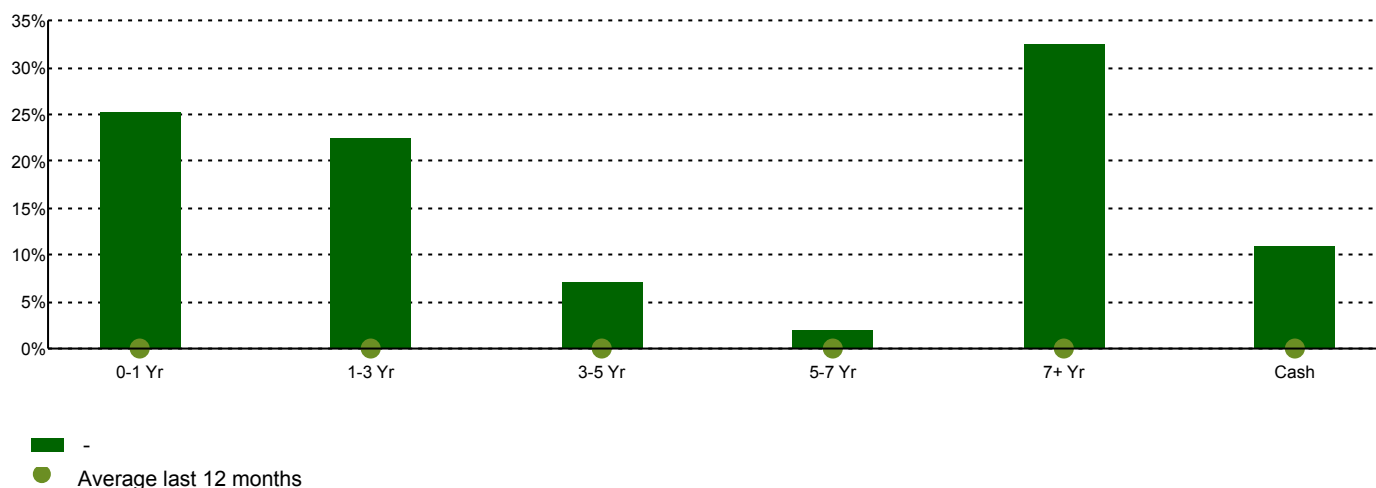
Top 10 investments

Holding	Percentage of Fund
US Government	33.3
UK Government	8.6
Republic of Chile	6.3
Romanian Government	6.0
International Finance Corp	5.3
Italian Government	4.2
Republic of Serbia	4.1
European Bank for Reconstruction & Development	3.9
Oriental Republic of Uruguay	3.9
Republic of Peru	3.3
Total	78.9

Country exposure



Maturity structure



Contact



0200-11 22 60



kundservice@skagenfonder.se



SKAGEN AS, Box 11, 101 20
Stockholm

Important information

Unless otherwise stated, performance data relates to class A units and is net of fees. AUM data as of the end of the previous month. Except otherwise stated, the source of all information is SKAGEN AS. Historical returns are no guarantee for future returns. Future returns will depend, inter alia, on market developments, the fund manager's skills, the fund's risk profile and subscription and management fees. The return may become negative as a result of negative price developments. You can download more information including subscription/redemption forms, full prospectus, Key Investor Information Documents (KIID), General Commercial Terms, Annual Reports and Monthly Reports from our local websites or our local representatives. Statements reflect the portfolio managers' viewpoint at a given time, and this viewpoint may be changed without notice. This report should not be perceived as an offer or recommendation to buy or sell financial instruments. SKAGEN AS does not assume responsibility for direct or indirect loss or expenses incurred through use or understanding of this report. Employees of SKAGEN AS may be owners of securities issued by companies that are either referred to in this report or are part of a fund's portfolio.