

## Performance Commentary

Long-term interest rates generally fell in large parts of the world in November, but experienced large intra-month fluctuations. The implied volatility in the US treasury market is now back at levels last seen in March 2020 indicating significant uncertainty around the near-term outlook. The outbreak of the latest Covid virus variant, Omicron, is the main culprit for the recent uncertainty, while comments by Fed chair Jerome Powell that inflation is less transitory than previously thought added fuel to the fire. Credit spreads widened significantly at the end of November and for some sovereigns they are now back at levels last seen in late spring 2020. We took advantage of this widening to add to some of our euro positions as the levels look attractive. The uncertainty around the virus development will probably linger in the coming months, but we doubt it will derail the economic recovery completely. SKAGEN Tellus lagged its benchmark index in November. The fund's largest positive contributors were our US and Japanese holdings, driven mainly by appreciating currencies. The main laggards were Norway and Romania, driven by a depreciating currency and higher credit spreads respectively.

SKAGEN Tellus invests primarily in bonds and certificates issued or guaranteed by governments from around the world.

The fund is suitable for those with at least a three year investment horizon. Investors must be able to tolerate currency fluctuations.

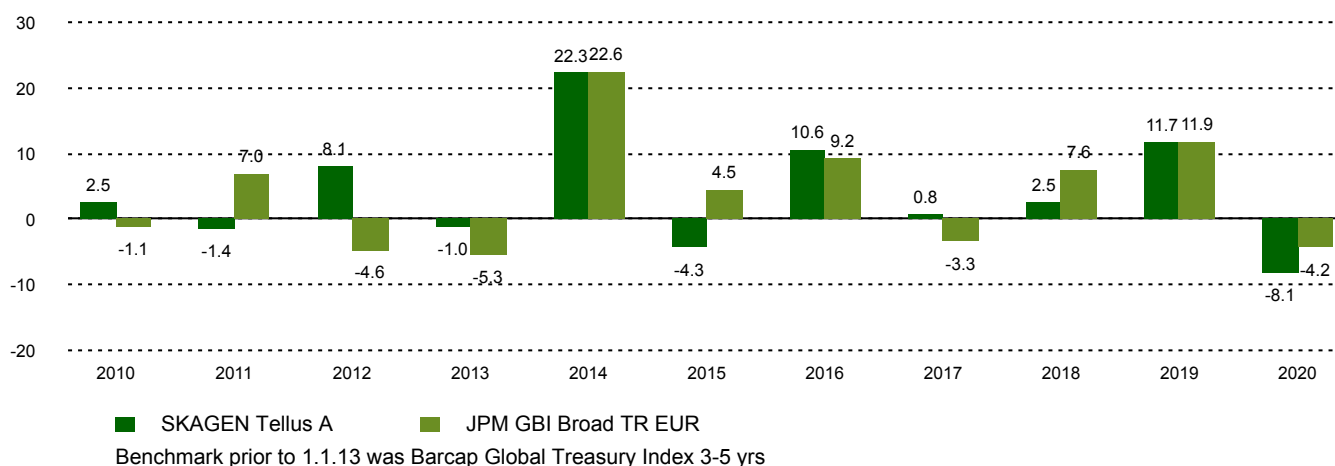
## Historical performance (net of fees)

Period	SKAGEN Tellus A	Benchmark index
Last month	3.5%	5.7%
Year to date	2.6%	4.5%
Last year	1.2%	1.7%
Last 3 years	1.0%	3.8%
Last 5 years	1.3%	2.7%
Last 10 years	4.2%	4.1%
Since start	4.4%	4.6%

## Fund Facts

Type	Fixed income
Domicile	Norway
Launch date	29.09.2006
Morningstar category	Global Bond - EUR Biased
ISIN	NO0010327786
NAV	105.97 SEK
Fixed management fee	0.80%
Benchmark index	JPM GBI Broad TR EUR
AUM (mill.)	444.42 SEK
Duration	3.32
WAL	4.45
Yield	3.31%
Number of holdings	16
Portfolio manager	Sondre Solvoll Bakketun

## Performance last ten years



## Contributors in the month



### Largest contributors

Holding	Weight (%)	Contribution (%)
United States Treasury	31.75	2.45
United Kingdom Gilt	8.30	0.36
Chile Government	6.16	0.34
European Bank for Recon & Dev	3.85	0.25
Uruguay Government	3.81	0.25



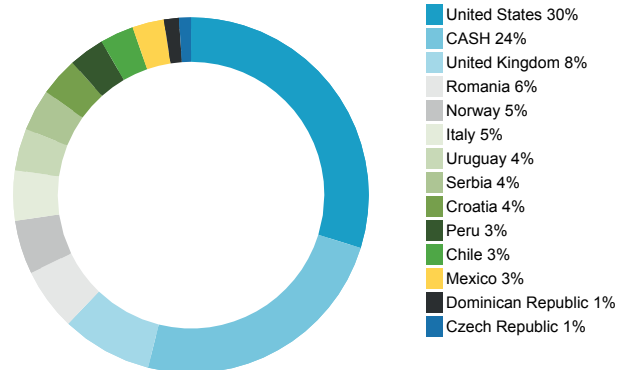
### Largest detractors

Holding	Weight (%)	Contribution (%)
Mexico Government	0.02	0.01
Norway Government	1.87	0.02
Italian Government	0.21	0.04
Serbia Government	3.91	0.06
Colombia Government	3.25	0.06

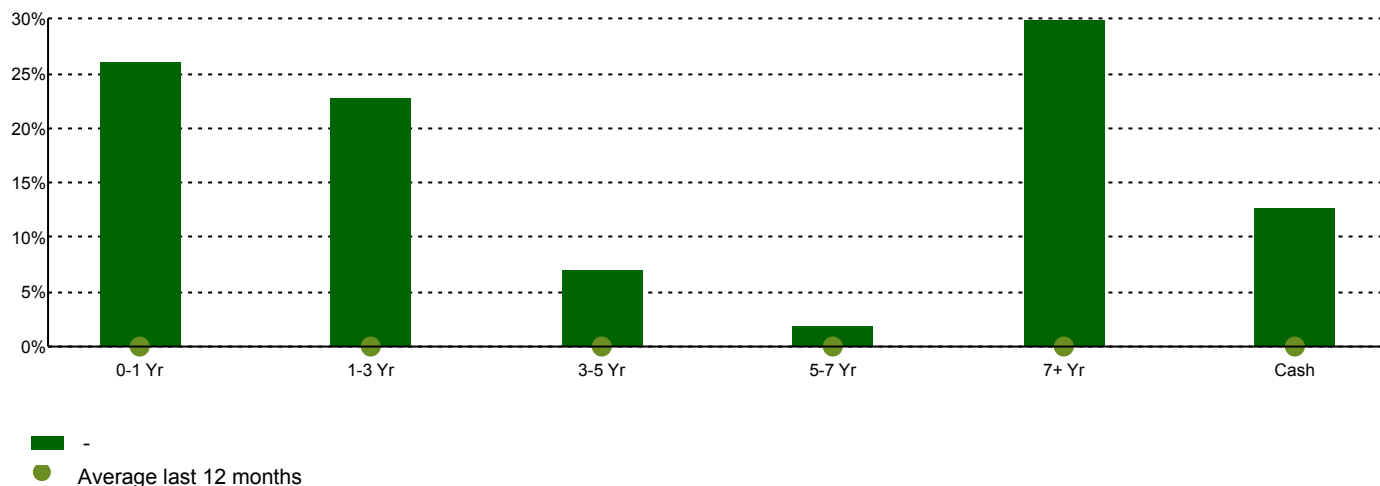
## Top 10 investments

Holding	Percentage of Fund
US Government	29.8
UK Government	8.3
International Finance Corp	6.6
Romanian Government	5.7
Kongeriket Norge	4.9
Italian Government	4.6
European Bank for Reconstruction & Development	3.9
Oriental Republic of Uruguay	3.8
Republic of Serbia	3.8
Republic of Croatia	3.5
Total	74.8

## Country exposure



## Maturity structure



## Contact



0200-11 22 60



kundservice@skagenfonder.se



SKAGEN AS, Box 11, 101 20 Stockholm

## Important information

Unless otherwise stated, performance data relates to class A units and is net of fees. AUM data as of the end of the previous month. Except otherwise stated, the source of all information is SKAGEN AS. Historical returns are no guarantee for future returns. Future returns will depend, inter alia, on market developments, the fund manager's skills, the fund's risk profile and subscription and management fees. The return may become negative as a result of negative price developments. You can download more information including subscription/redemption forms, full prospectus, Key Investor Information Documents (KIID), General Commercial Terms, Annual Reports and Monthly Reports from our local websites or our local representatives. Statements reflect the portfolio managers' viewpoint at a given time, and this viewpoint may be changed without notice. This report should not be perceived as an offer or recommendation to buy or sell financial instruments. SKAGEN AS does not assume responsibility for direct or indirect loss or expenses incurred through use or understanding of this report. Employees of SKAGEN AS may be owners of securities issued by companies that are either referred to in this report or are part of a fund's portfolio.