

IMPORTANT INFORMATION: This is marketing communication. The report should not be perceived as a recommendation to buy or sell fund units. Prior to subscription, we encourage you to read the fund's prospectus and key investor information document which are available at www.skagenfunds.com, from our local representatives and from our distributors.

Performance Commentary

After a difficult start to the year, equity markets rebounded in July as lower commodity prices raised hopes that inflation is peaking. Several portfolio companies reported results for the second quarter, with earnings holding up better than feared. SKAGEN Vekst posted a positive return for month but lagged the benchmark. The lower inflation expectations benefitted more expensive growth stocks, which we have less exposure to compared to the overall market. The Norwegian conglomerate Bonheur was one of the largest contributors to the fund's absolute return in July as continued high electricity prices boosted earnings expectations in its renewable energy business. The Chinese insurance company Ping An was among the largest detractors, as continued lockdowns in China are having a negative impact on the company's ability to generate sales. After continued strong performance we reduced our exposure to the Danish pharma company Novo Nordisk. We used the weakness in financial stocks to increase our exposure to the unjustifiably cheap Korean bank, Bank KB Financial Group. We continue to favour very attractively priced companies within finance and energy. These are also sectors where earnings expectations will not be unduly hurt in an environment with higher inflation.

SKAGEN Vekst invests in companies that are attractively priced relative to expected profitability and growth. The majority of the fund is invested in the Nordic region and the remainder worldwide. The objective is to provide the best possible risk adjusted return. The fund is suitable for those with at least a 5 year investment horizon. Subscriptions are made in fund units and not directly in stocks or other securities. The fund has risk profile 6. The benchmark reflects the fund's investment mandate. Since the fund is actively managed, the portfolio will deviate from the composition of the benchmark.

Historical performance (net of fees)

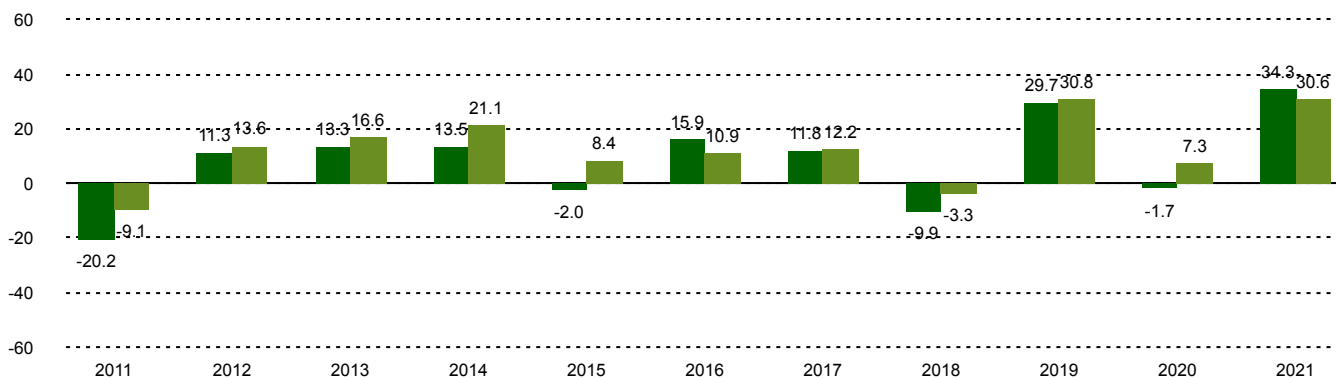
Period	SKAGEN Vekst A	Benchmark index
Last month	3.8%	7.6%
Year to date	-1.1%	-7.1%
Last 12 months	8.6%	0.2%
Last 3 years	11.1%	11.7%
Last 5 years	10.4%	11.8%
Last 10 years	10.2%	12.8%
Since start	13.0%	10.2%

Fund Facts

Type	Equity
Domicile	Norway
Launch date	01.12.1993
Morningstar category	Global Large-Cap Blend Equity
ISIN	NO0008000445
NAV	3742.08 SEK
Fixed management fee	1.00% + performance fee*
Total expense ratio (2021)	2.80%
Benchmark index	MSCI Nordic IMI + ACWI ex Nordic NR NOK
AUM (mill.)	9112.15 SEK
Number of holdings	52
Portfolio manager	Søren Christensen

*10.00% performance fee calculated daily and charged annually if the fund's return exceeds 6% p.a. The unit class has a high watermark. The performance fee may only be charged if the unit value as of 31.12 exceeds the unit value at the previous charge. The performance fee may be charged even if the fund's units have depreciated in value if the value development is better than the benchmark.

Performance last ten years



■ SKAGEN Vekst A ■ MSCI Nordic IMI + ACWI ex Nordic NR NOK Effective 1/1/2014, the fund's investment mandate changed from investing a min. of 50% in Norway to a min. of 50% in the Nordics. Returns prior to this date were therefore achieved under different circumstances than today. Prior to 1/1/2014, the benchmark was an evenly composed index consisting of Oslo Stock Exchange Benchmark Index (OSEBX) and MSCI All Country World. The benchmark prior to 1/1/2010 was OSEBX.

Historical returns are no guarantee for future returns. Future returns will depend, inter alia, on market developments, the fund manager's skill, the fund's risk profile and management fees. The return may become negative as a result of negative price developments. There is a risk associated with investing in the fund due to market movements, currency developments, interest rate levels, economic, sector and company-specific conditions.

Contributors in the month



Largest contributors

Holding	Weight (%)	Contribution (%)
Bonheur ASA	5.24	0.40
DSV A/S	2.17	0.35
Nordea Bank Abp	3.67	0.32
Citigroup Inc	3.02	0.32
Novo Nordisk A/S	8.92	0.31



Largest detractors

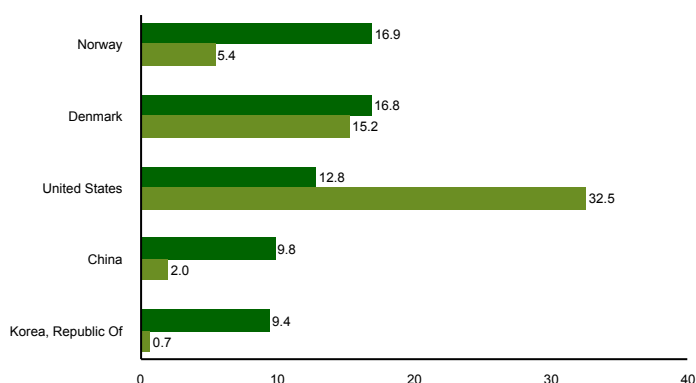
Holding	Weight (%)	Contribution (%)
Ping An Insurance Group	3.41	-0.55
Telenor ASA	3.34	-0.36
Alibaba Group Holding	1.31	-0.25
Essity AB	3.23	-0.16
CNOOC Ltd	2.79	-0.16

Weights shown are the average for the period. Absolute contribution based on NOK returns at fund level.

Top ten investments

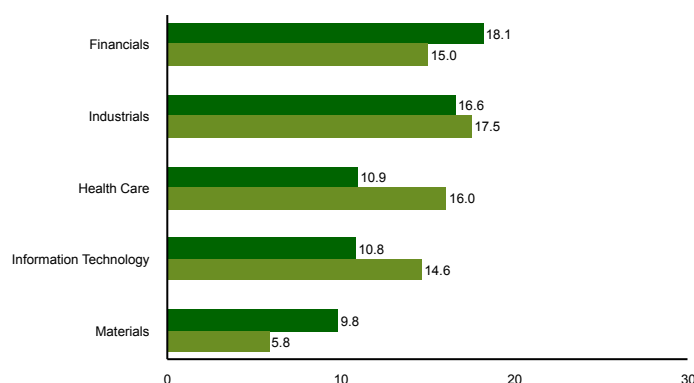
Holding	Sector	Country	%
Novo Nordisk A/S	Health Care	Denmark	8.7
Bonheur ASA	Industrials	Norway	5.4
Yara International ASA	Materials	Brazil	4.1
Nordea Bank Abp	Financials	Finland	3.8
Broadcom Inc	Information Technology	United States	3.5
Samsung Electronics Co Ltd	Information Technology	Korea, Republic Of	3.4
CK Asset Holdings Ltd	Real Estate	Hong Kong	3.2
Shell PLC	Energy	Netherlands	3.2
Citigroup Inc	Financials	United States	3.1
Telenor ASA	Communication Services	Norway	3.0
Combined weight of top 10 holdings			41.4

Country exposure (top five)



■ SKAGEN Vekst A ■ MSCI Nordic IMI + ACWI ex Nordic NR NOK

Sector exposure (top five)



■ SKAGEN Vekst A ■ MSCI Nordic IMI + ACWI ex Nordic NR NOK

Important information

All information is based on the most up-to-date data available. Unless otherwise stated, performance data relates to class A units and is net of fees. AUM data as per the end of the previous month. Except otherwise stated, the source of all information is SKAGEN AS. SKAGEN AS does not assume responsibility for direct or indirect loss or expenses incurred through use or understanding of this report. Employees of SKAGEN AS may be owners of securities issued by companies that are either referred to in this report or are part of a fund's portfolio.



0200-11 22 60



kundservice@skagenfonder.se



SKAGEN AS, Box 11, 101 20
 Stockholm